

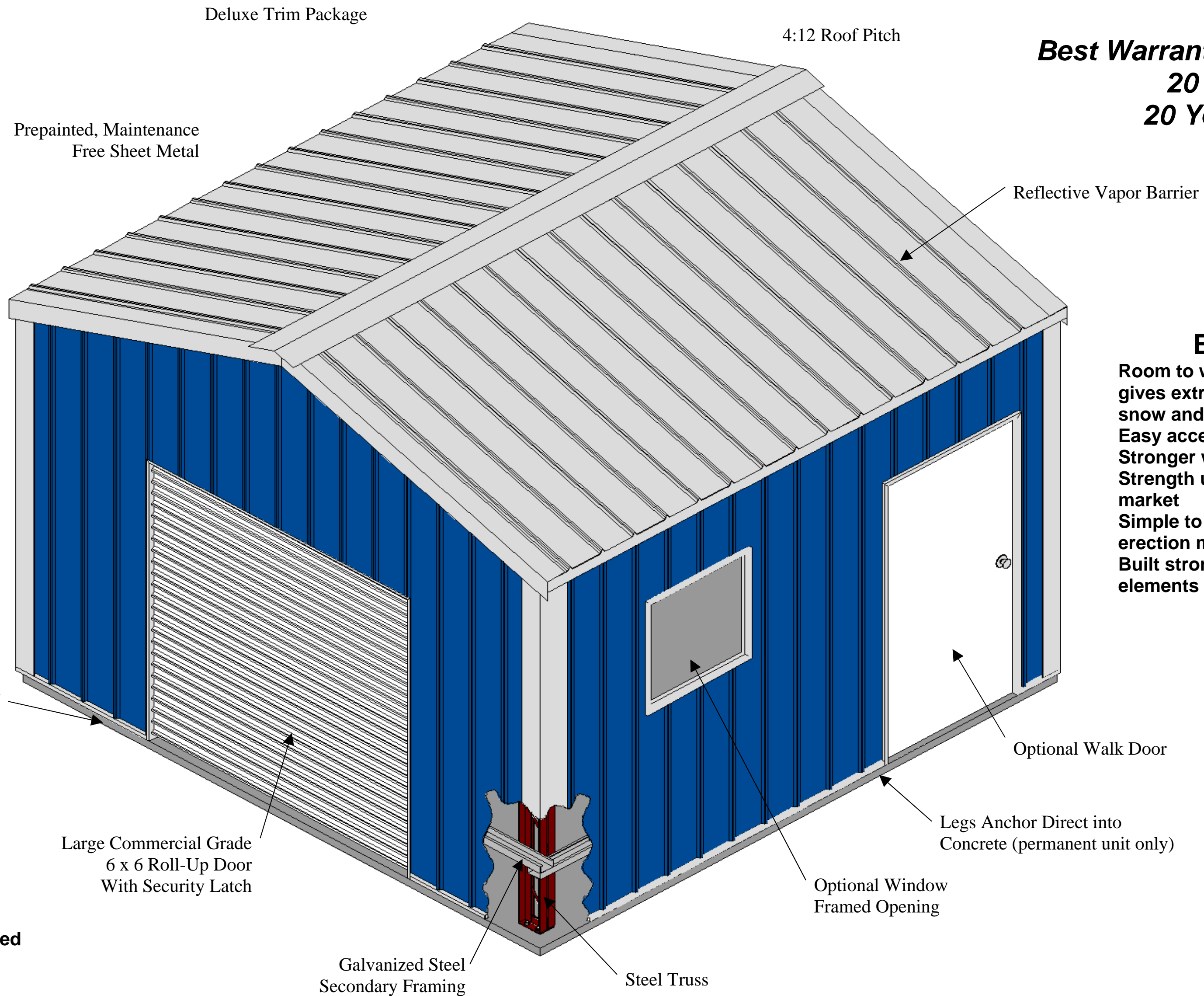
# Portable/Permanent DIY Storage Buildings

## Built To Last

### WHY STEEL?

Will not rot, warp, or split  
 No maintenance  
 Steel Stronger than wood  
 No borer bees  
 No termites  
 Steel does not burn  
 Built stronger  
 Green 97% recycled steel

**Best Warranty in the Market**  
**20 Year Structural**  
**20 Year Sheet Metal**




### BENEFITS

Room to walk in a 4:12 pitch gives extra storage & allows snow and ice to slide off easier  
 Easy access  
 Stronger won't absorb moisture  
 Strength unmatched in the market  
 Simple to build (includes erection manual)  
 Built stronger to withstand the elements

### FEATURES


8' eave height  
 Maintenance free exterior  
 All steel main frames double dipped  
 Secondary framing on 2' centers  
 Complete kit  
 Bolt and screw together technology

### Color Chart



Choice: Roof Trim Walls

*Portable DIY Storage Buildings*  
*Permanent DIY Storage Buildings*  
**Heartland Steel Sheds**



	<b>Portable DIY</b>	<b>Permanent DIY</b>
<b>WxLxH</b>	<b>Price</b>	<b>Price</b>
12x10x8	\$3,011.00	\$2,726.00
12x12x8	\$3,125.00	\$2,799.00
12x16x8	\$3,608.00	\$3,209.00
12x20x8	\$4,330.00	\$3,747.00
12x24x8	\$4,520.00	\$3,907.00
12x28x8	\$5,007.00	\$4,299.00
16x12x8	\$3,844.00	\$3,418.00
16x16x8	\$4,395.00	\$3,848.00
16x20x8	\$5,115.00	\$4,406.00
16x24x8	\$5,497.00	\$4,673.00
16x28x8	\$5,988.00	\$5,040.00
16x32x8	\$6,549.00	\$5,403.00

Pricing good through 10/15/09  
 Window and walk door not included as shown in picture

<b>Available Accessories</b>	<b>PRICING</b>
<input type="checkbox"/> Solid Walk Door	<b>\$337.50</b>
<input type="checkbox"/> Half Glass Walk Door	<b>\$480.00</b>
<input type="checkbox"/> 12' Polycarbonate Skylights	<b>\$65.20</b>
<input type="checkbox"/> Window Frame and Trim	<b>\$24.00</b>
<input type="checkbox"/> Engineered Prints (Permanent Only)	<b>\$400.00</b>
<input type="checkbox"/> 8x6'8" roll up upgrade 16 wide EW only	<b>\$87.00</b>

**STRONGEST  
SHEDS  
AVAILABLE**

---

**WHY STEEL:**  
 STEEL WON'T ROT, SPLIT OR WARP  
 NO BEE BORES OR TERMITES  
 SUPERIOR STRENGTH  
 NO MAINTENANCE  
 EASY TO ASSEMBLE  
 97% GREEN RECYCLED STEEL  
 STEEL DOESN'T BURN  
 BEST WARRANTY

**Limited  
WARRANTIES**  
20 Year Structural  
20 Year Sheet Metal

**Standard Packages Include:  
Portable DIY Sheds:**

- 4x4 Treated Wood Base with 3/4" Wood Flooring
- All Steel Trusses and Secondary Framing
- Full Color Sheet Metal and Trim Package
- All Fasteners and Closures
- Reflective Roof Vapor Barrier
- 1 – 6 x 6'8" Roll-Up Door with Exterior Lock
- Freight & Tax not included

**Permanent DIY Sheds:**

- To Be Set on Concrete Slab or Piers 18" x 36" (Not Included)
- All Steel Trusses and Secondary Framing
- Full Color Sheet Metal and Trim Package
- All Fasteners and Closures
- Reflective Roof Vapor Barrier
- 1 – 6 x 6'8" Roll-Up Door with Exterior Lock
- Freight & Tax not included



**Color Selections**